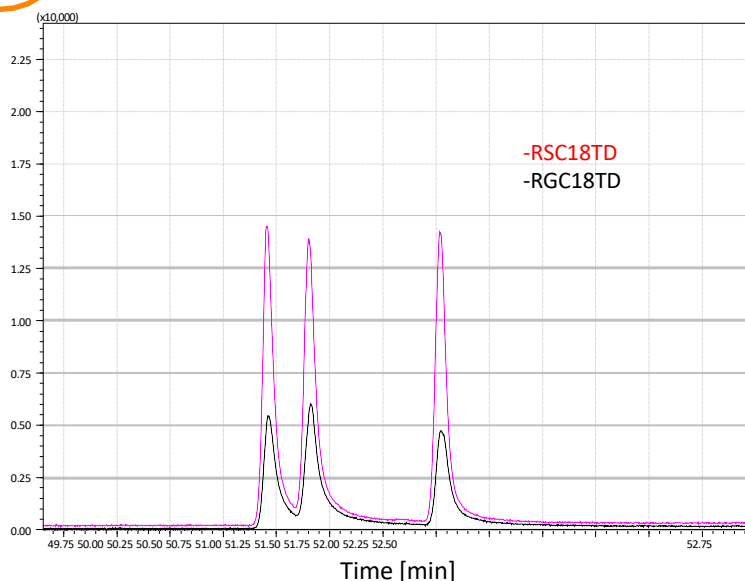
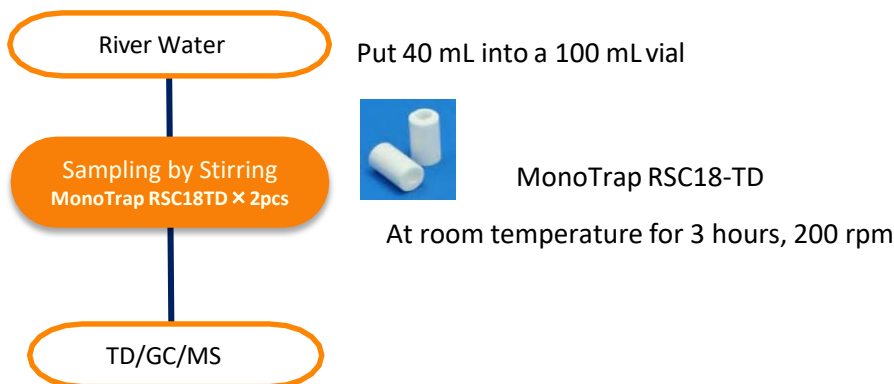


Easy Concentration & Analysis of PAHs in River Water Using MonoTrap TD for Thermal Desorption

MonoTrap RSC18TD (without graphite carbon) is useful for analysis of compounds with high boiling point such as PAHs. Plain silica MonoTrap RSC18TD is optimal for better desorption.

Procedure



From left, Benzo[*g,h,i*]perylene, Dibenz[*a,h*]anthracene, Indeno[1,2,3-*cd*]pyrene

Above is the comparison data of PAHs (25ppt) in water after being stirred and introduced to a TD between MonoTrap with graphite carbon and without graphite carbon. MonoTrap RSC18- TD (without graphite carbon) shows better desorption and higher sensitivity.

GC Conditions

System	: GC/MS-Thermal Desorption (T-Dex II)
Column	: InertCap 5MS Sil 0.25 mm I.D. × 30 m, df = 0.25 μm
Col.Temp.	: 50 °C (3 min) - 5 °C/min - 310 °C
Carrier Gas	: He, 1mL/min (constant flow)
Desorb Temp.	: 250 °C
Time	: 10 min
Flow	: 1 mL/min
Split	: 10 mL/min
Detection	: MS FASST mode

Concentration in pure water

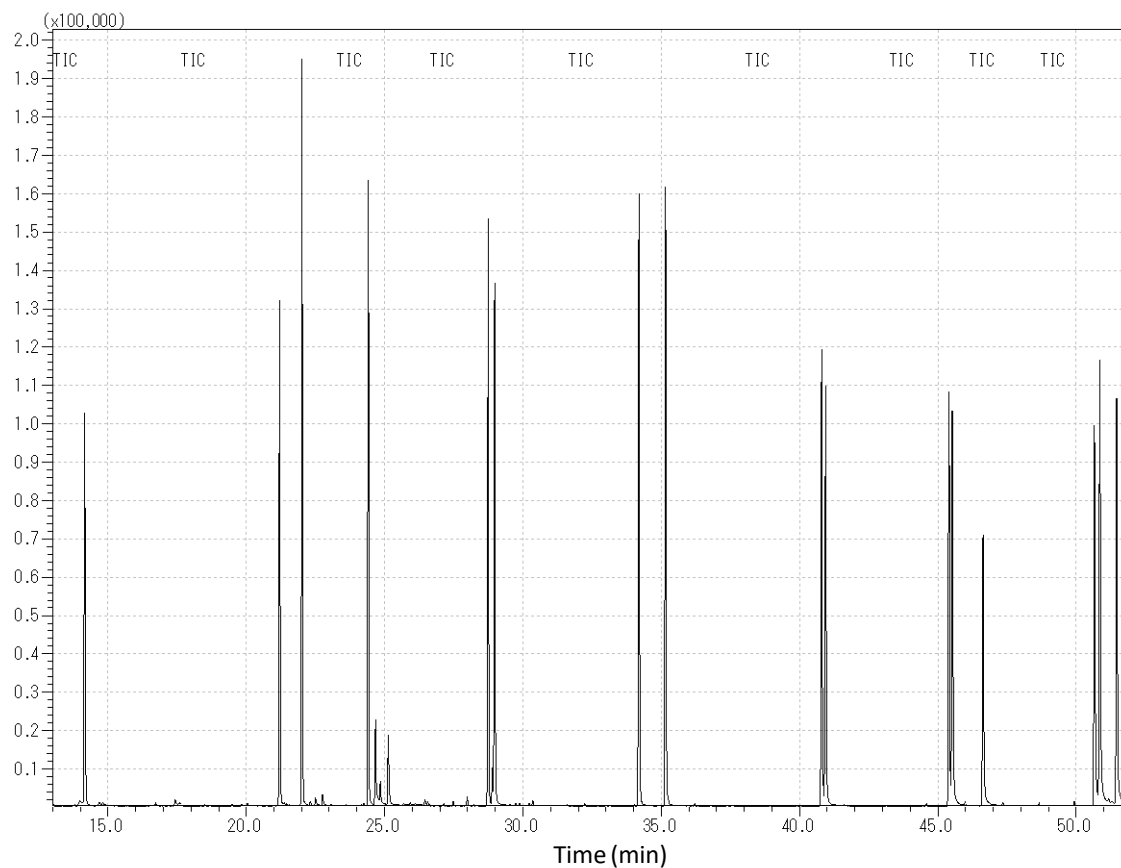
※0.025 – 0.067 ppb

※※0.25 ppb, n5

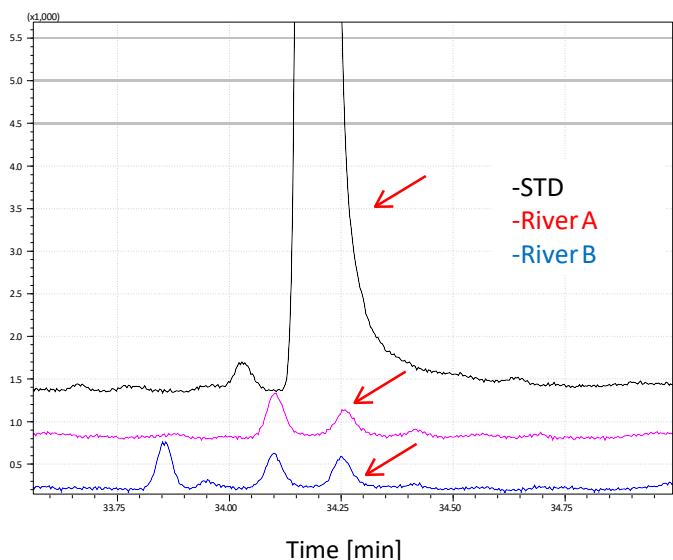
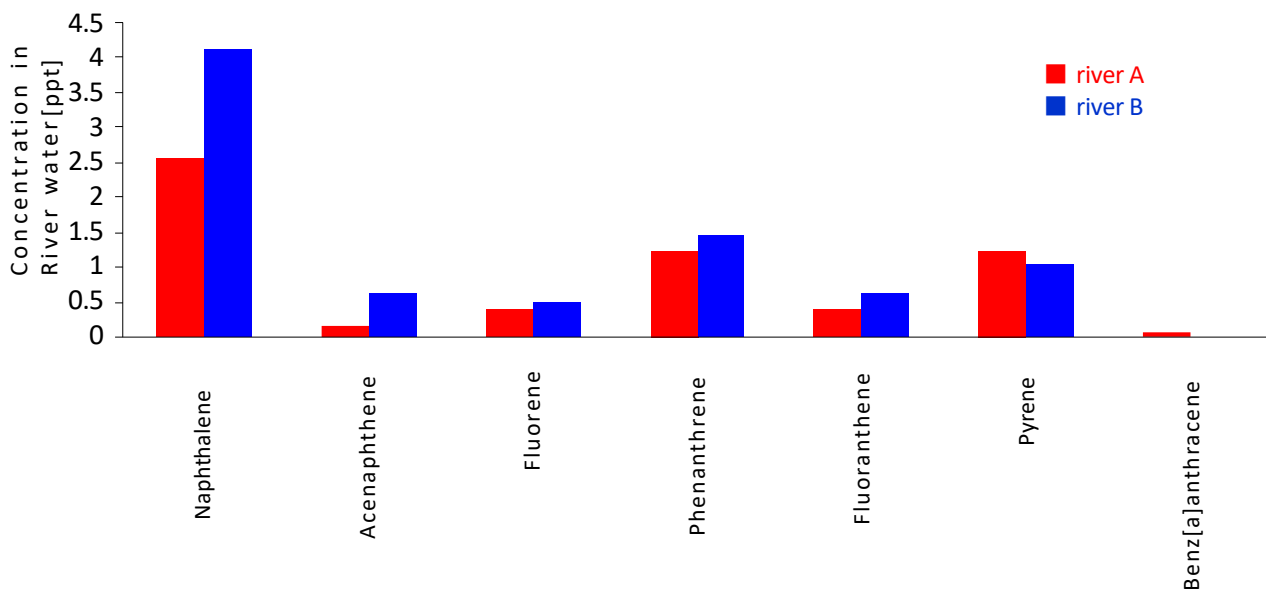
1. Composition of Calibration Curve and Recovery Rate

Compound	Linear range [ng/mL]	r ²	Recovery(*)	RSD(**)
Acenaphthylene	0.05-5	0.9991	72 %	9 %
Acenaphthene	0.067-6.7	0.9975	81 %	8 %
Fluorene	0.015-1.5	0.9998	90 %	7 %
Phenanthrene	0.011-1.1	0.9996	105 %	5 %
Anthracene	0.003-0.3	0.9999	100 %	4 %
Fluoranthene	0.025-2.5	0.9983	113 %	4 %
Pyrene	0.027-2.7	0.9977	109 %	4 %
Benz[a]anthracene	0.013-1.3	0.9989	113 %	4 %
Chrysene	0.012-1.2	0.9984	108 %	6 %
Benzo[b]fluoranthene	0.013-1.3	0.9990	117 %	5 %
Benzo[k]fluoranthene	0.015-1.5	0.9986	110 %	8 %
Benzo[a]pyrene	0.016-11.6	0.9993	112 %	5 %
Benzo[g,h,i]perylene	0.014-1.4	0.9990	104 %	5 %
Dibenz[a,h]anthracene	0.011-1.1	0.9872	102 %	6 %
Indenno[1,2,3-cd]pyrane	0.012-1.2	0.9954	87 %	4 %

2. PAHs Recovered by MonoTrap (Concentration in Water 0.25 ppb)



3. PAHs Quantification in River Water



River water was trapped under the fine weather as the sample within a same prefecture and stirred with MonoTrap RSC18-TD. PAHs between 0.3 ppt - 4 ppt were detected.

Selected ion monitoring chromatogram of *Fluoranthene*

GL Sciences disclaims any and all responsibility for any injury or damage which may be caused by this data directly or indirectly. We reserve the right to amend this information or data at any time and without any prior announcement.

GL Sciences, Inc. Japan

22-1 Nishishinjuku 6-Chome
Shinjuku-ku, Tokyo,
163-1130, Japan
Phone: +81-3-5323-6620
Fax: +81-3-5323-6621
Email: world@glsciences.com
Web: www.glsciences.com

GL Sciences B.V.

De Sleutel 9
5652 AS Eindhoven
The Netherlands
Phone: +31 (0)40 254 95 31
Email: info@glsciences.eu
Web: www.glsciences.eu

GL Sciences (ShangHai) Ltd.

Tower B, Room 2003,
Far East International Plaza,
NO,317 Xianxia Road,
Changning District.
Shanghai, China P.C. 200032
Phone: +86 (0)21-6278-2272
Email: contact@glsciences.com.cn
Web: www.glsciences.com.cn

GL Sciences, Inc. USA

4733 Torrance Blvd. Suite 255
Torrance, CA 90503
Phone: 310-265-4424
Fax: 310-265-4425
Email: info@glsciencesinc.com
Web: www.glsciencesinc.com

International Distributors

Visit our Website at:

<https://www.glsciences.com/company/distributor.html>