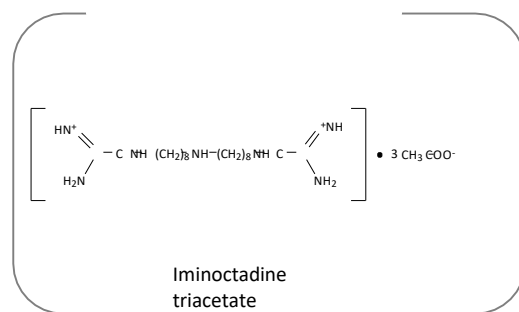


Analysis of Iminoctadine Triacetate in Drinking Water by Post-column HPLC

This note describes a determination method for iminoctadine triacetate using an HPLC equipped with a post-column derivatization system.

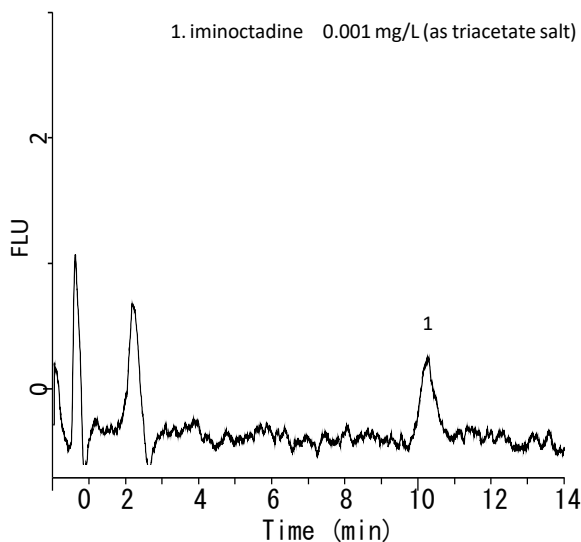
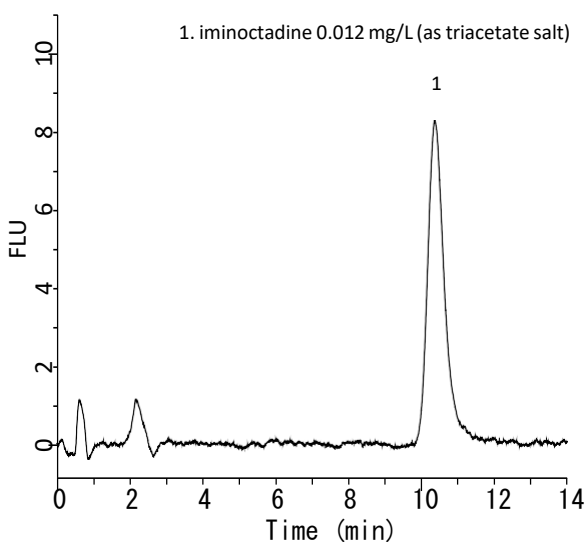
Iminoctadine is a type of guanidine fungicide and contained in agricultural chemicals. However, it is indicated that iminoctadine causes severe hypotension in acute oral poisoning. In Japan, a target value for iminoctadine triacetate residues in tap water was set at 0.006 mg/L by the Ministry of Health, Labour and Welfare. In this note, analysis of iminoctadine triacetate was carried out in conformity with the regulated method.



Structures are created using Chemistry 4-D Draw which is provided by ChemInnovation Software, Inc.

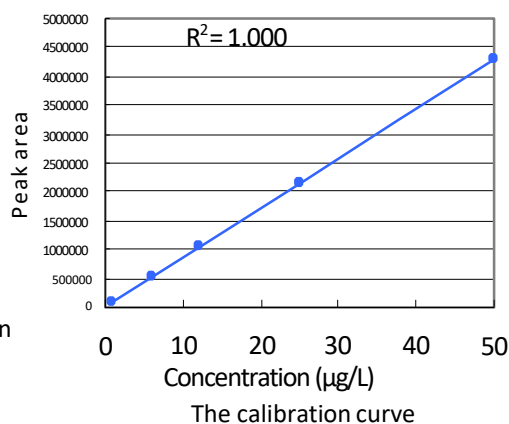
Chromatograms obtained from standard solution

In the quality control of Japanese pesticide analysis, it is required that the coefficient of variation (CV) at one-hundredth concentration of the target value is less than 20%. Since iminoctadine in sample solution is 200-times concentrated by solid-phase extraction in the sample pretreatment, C.V. value lower than 20% should be offered when 0.012 mg/L iminoctadine solution is injected into an HPLC system. **At the concentration (0.012 mg/L), 2.8 % was obtained as CV value (n=5).** Furthermore, C.V. at 0.001 mg/L was calculated to be 10%. Inertsil ODS-3 column enables to determine iminoctadine with high sensitivity and precision.



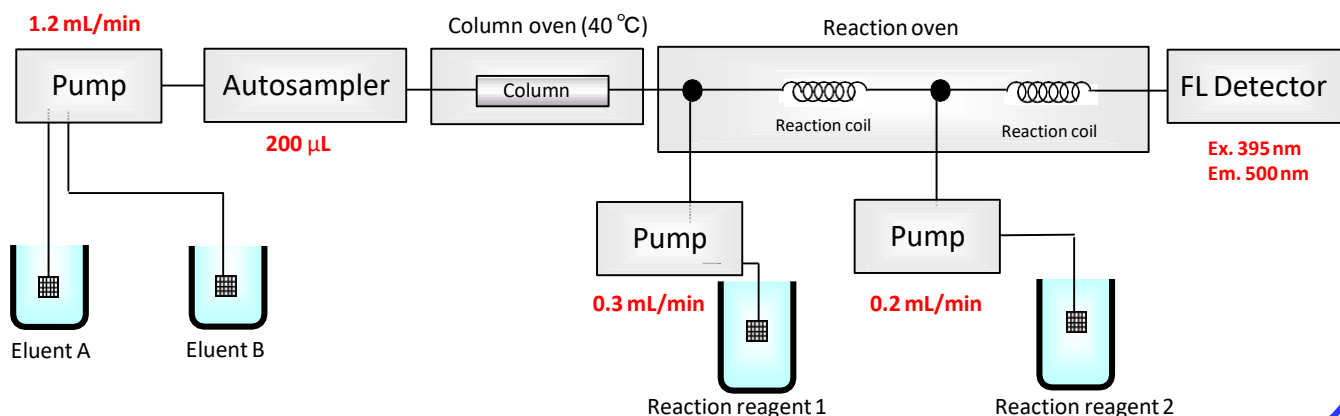
Conditions

Column	: Inertsil ODS-3 (5 μ m, 150 x 4.6 mm I.D.) Cat.No. 5020-01731
Eluent	: A) CH ₃ CN B) Perchlorate buffer * A/B = 5/17, v/v : 1.2 mL/min
Flow rate	: 40 °C
Column Temperature	: FL Ex. 395 nm, Em. 500 nm
Detection	: 200 μ L
Injection Volume	: 0.5 mol/L NaOH aqueous solution, 0.3mL/min
Reaction Reagent 1	: 0.3 g/L Ninhydrin solution, 0.2 mL/min
Reaction Reagent 2	



*Perchlorate buffer: To 14.1 g of sodium perchlorate, 400 mg of sodium hydroxide and 1.8 mL of lactic acid were added and made up to 1 L with water.

A diagram for the HPLC system



GL Sciences disclaims any and all responsibility for any injury or damage which may be caused by this data directly or indirectly. We reserve the right to amend this information or data at any time and without any prior announcement.

GL Sciences, Inc. Japan

22-1 Nishishinjuku 6-Chome
Shinjuku-ku, Tokyo,
163-1130, Japan
Phone: +81-3-5323-6620
Fax: +81-3-5323-6621
Email: world@gls.co.jp
Web: www.glsciences.com

GL Sciences B.V.

De Sleutel 9
5652 AS Eindhoven
The Netherlands
Phone: +31 (0)40 254 95 31
Email: info@glscienc.es
Web: www.glsciences.eu

GL Sciences (ShangHai) Ltd.

Tower B, Room 2003,
Far East International Plaza,
NO,317 Xianxia Road,
Changning District.
Shanghai, China P.C. 200032
Phone: +86 (0)21-6278-2272
Email: contact@glscienc.es.com.cn
Web: www.glsciences.com.cn

GL Sciences, Inc. USA

4733 Torrance Blvd. Suite 255
Torrance, CA 90503
Phone: 310-265-4424
Fax: 310-265-4425
Email: info@glscienc.esinc.com
Web: www.glsciencesinc.com

International Distributors

Visit our Website at:

<https://www.glsciences.com/company/distributor.html>