

In May 2010, the Ministry of Health, Labour and Welfare issued Notification No. 0528-4 of the Food Safety Agency, revising the Analysis Methods for Food Additives. Potassium sorbate was included as a new additive, and an example of concurrent analysis was newly added to Appendix 2.

This application presents an example of the analysis using Inertsil ODS-4 in accordance with the simultaneous analysis method.

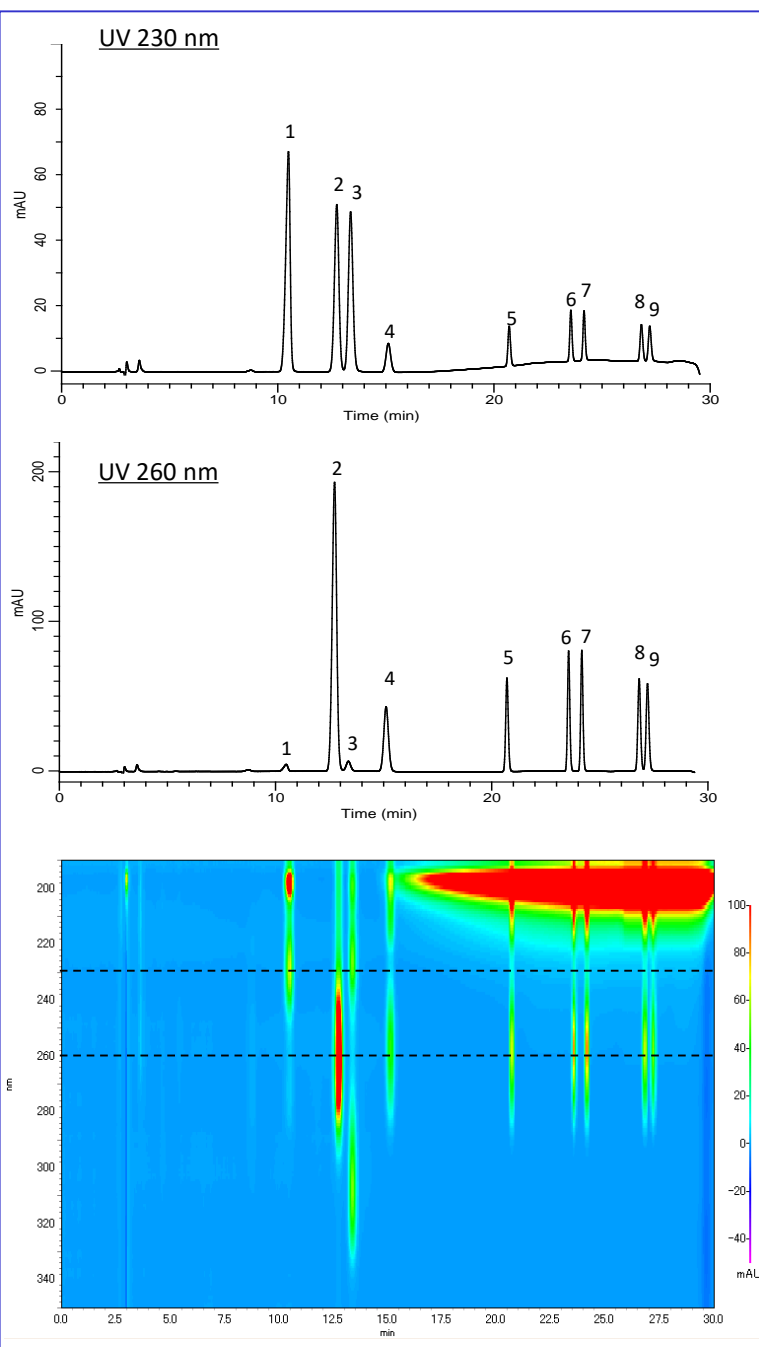
In addition, simultaneous analysis using a separation with high speed separation (8-minute cycle) and LC/MS/MS (8-minute cycle) were also found to be good, these are also presented in this report.

Associated applications (Y.Tanaka)

No.75 HPLC Analyses of Preservatives in Foods

No.76 HPLC Analysis of Preservatives in Foods -Second Report--

Example: Measurement of standard



Using an Inertsil ODS-4 column, all preservatives of interest are separated with a resolution of 1.5 or greater.

The wavelengths of absorption for sorbic acid and benzoic acid esters are in the region UV 260 nm, and those for dehydroacetic acid are in the region of 230 to 310 nm.

If the separation is difficult, contamination is present or to adjust the sensitivity, adjust the wavelength as appropriate.

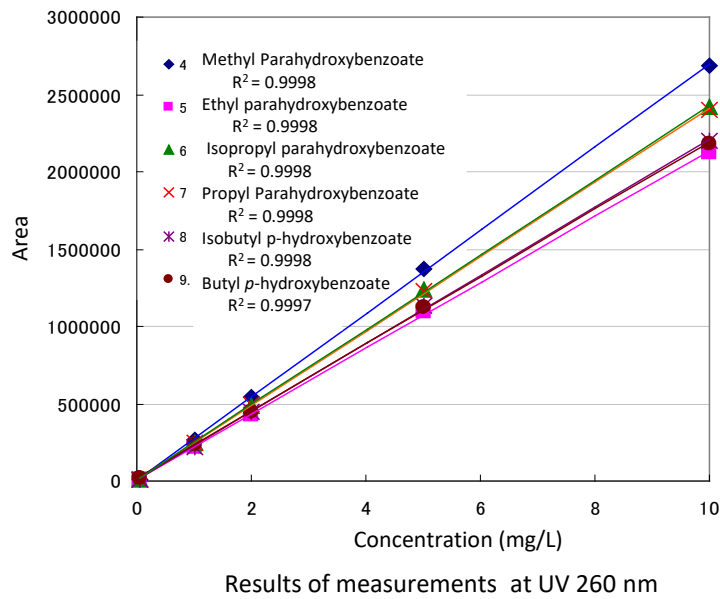
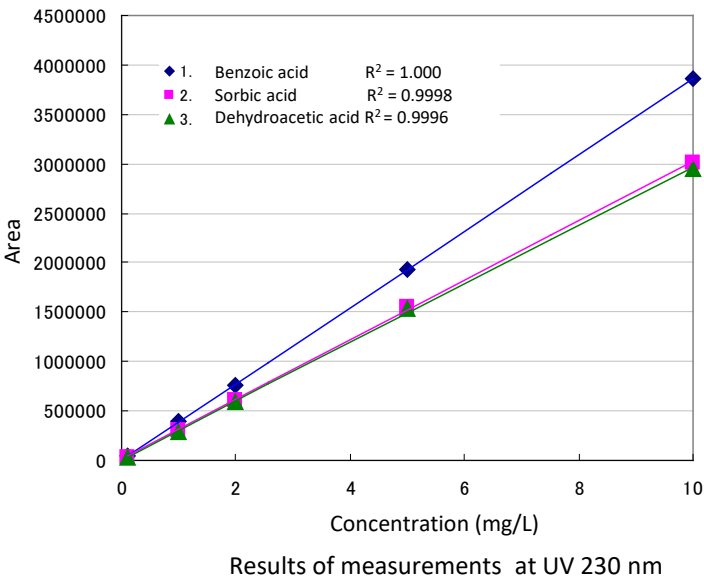
HPLC conditions

| | |
|---------------------------|---|
| Guard column | : Cartridge guard column E Inertsil ODS-4 (5 μ m, 10 x 4.0 mm I.D.) |
| Column | : Inertsil ODS-4 (5 μ m, 250 x 4.6 mm I.D.) |
| Eluent | : A) CH ₃ OH/H ₂ O/phosphate buffer* (pH 4.0). = 2/17/1, v/v/v B) CH ₃ OH/H ₂ O/phosphate buffer (pH 4.0) = 14/5/1, v/v/v A/B = 50/50 - 10 min - 50/50 - 10 min - 0/100 - 5 min - 0/100 - 0.1 min - 50/50 - 10 min - 50/50 ,v/v |
| Flow rate | :1.0 mL/min |
| Column temperature | :40 °C |
| Detected | : UV 230 nm, 260 nm (GL-7452A PDA Detector) |
| Injection volume | :20 μ L |

* 0.2 mol/L Phosphate Buffer: Dissolve 27.0 g of KH₂PO₄ in ultrapure water. Adjust to pH 4.0 with phosphoric acid and make up to a total volume of 1000 mL

| | |
|----------------------------------|-----------|
| 1. Benzoic acid | (10 mg/L) |
| 2. Sorbic acid | (10 mg/L) |
| 3. Dehydroacetic acid | (10 mg/L) |
| 4. Methyl Parahydroxybenzoate | (10 mg/L) |
| 5. Ethyl parahydroxybenzoate | (10 mg/L) |
| 6. Isopropyl parahydroxybenzoate | (10 mg/L) |
| 7. Propyl Parahydroxybenzoate | (10 mg/L) |
| 8. Isobutyl p-hydroxybenzoate | (10 mg/L) |
| 9. Butyl p-hydroxybenzoate | (10 mg/L) |

Calibration curve

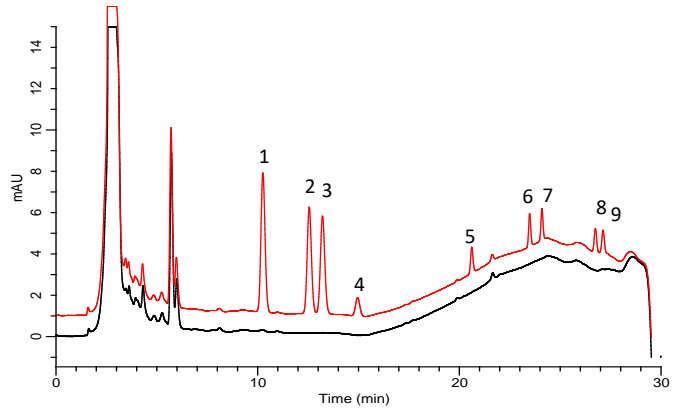


Example of food analysis

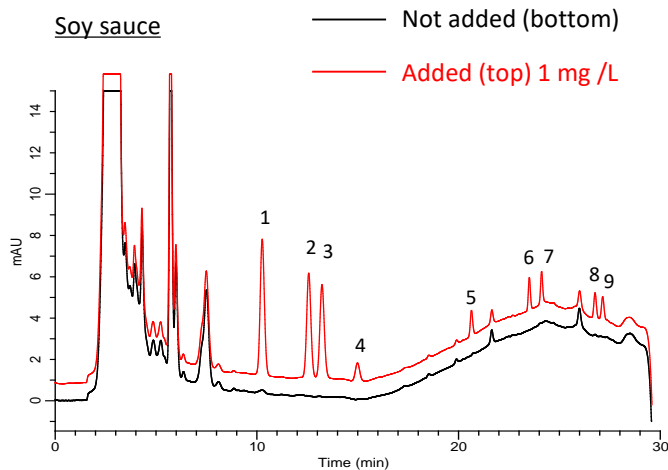
Example of pretreatment

For pretreatment, steam distillation is described in the test method. In this test, samples were diluted and filtered through a 0.45 µm filter.

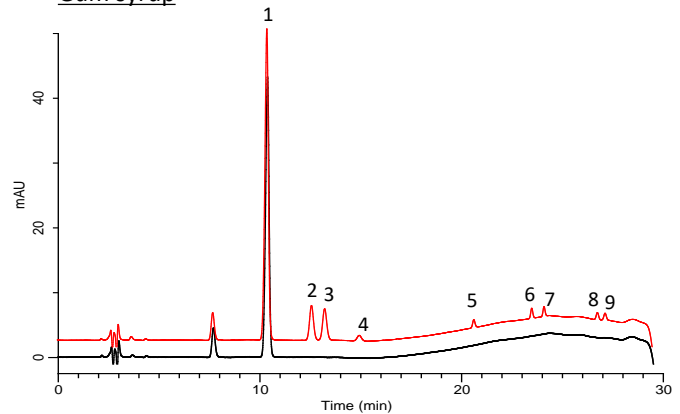
Noodle soup



Soy sauce



Gum syrup

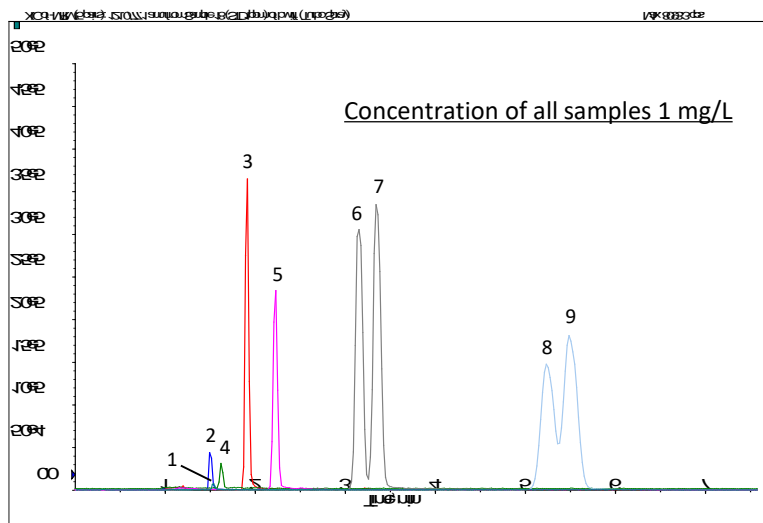


Example of high-speed analysis using LC/MS/MS

LC/MS, LC/MS/MS or GC are used as confirmatory tests.

This section provides an example of fast analysis using LC/MS/MS with an 8-minute cycle.

MS allows selective identification of the preservative for this purpose.



1. Benzoic acid (Q1:121, Q3:77, Nega)
2. Sorbic acid (Q1:113, Q3:67, Posi)
3. Dehydroacetic acid (Q1:169, Q3:85, Posi)
4. Methyl Parahydroxybenzoate (Q1:153, Q3:109, Posi)
5. Ethyl parahydroxybenzoate (Q1:167, Q3:139, Posi)
6. Isopropyl parahydroxybenzoate (Q1:181, Q3:139, Posi)
7. Propyl Parahydroxybenzoate (Q1:181, Q3:139, Posi)
8. Isobutyl p-hydroxybenzoate (Q1:195, Q3:139, Posi)
9. Butyl p-hydroxybenzoate (Q1:195, Q3:139, Posi)

HPLC conditions

| | |
|---------------------------|---|
| System | : LC800 HPLC system |
| | 4000 Q TRAP |
| Column | : Inertsil ODS-4 (2 μm, 75 x 2.1 mm I.D.) |
| Elution | : A) 0.05% HCOOH in (H ₂ O/CH ₃ CN = 5/95). B) 0.05 % HCOOH in (H ₂ O/CH ₃ CN = 95/5) A/B = 95/5 - 0.2 min - 63/37 - 5.3 min - 63/37 - 0.01 min - 95/5 - 2.5 min - 95/5, v/v |
| Flow rate | : 0.5 mL/min |
| Column temperature | : 40 °C |
| Detection | : LC/MS/MS (4000 Q TRAP: ESI, Positive, MRM) |
| | CUR CAD IS TEM GS1 GS2 |
| | 50 3 5500 700 60 50 |
| | : LC/MS/MS (4000 Q TRAP : ESI, Negative, MRM) |
| | CUR CAD IS TEM GS1 GS2 |
| | 40 2 -4500 700 80 60 |

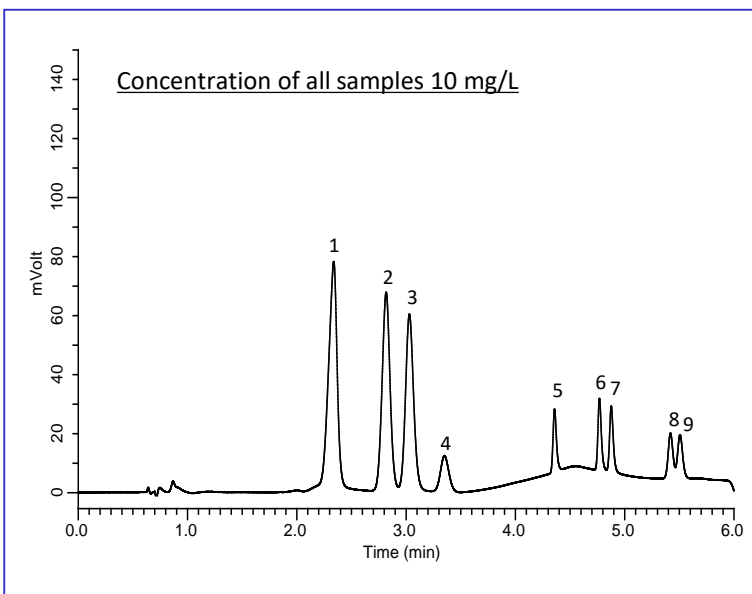
Injection volume : 2 μL

Analytical column : Inertsil ODS-4 2 μm, 75 x 2.1 mm I.D.
Cat.No. 5020-81203

* Reduce the organic solvent concentrations for complete separation of peaks 8 and 9

Example of high-speed analysis

Using Inertsil ODS-4, Benzoates can be well separated even with fast separation (in less than 8 minutes). Benzoates have wavelengths with maximum absorption near 260 nm. If detection is difficult at UV 230 nm, set the wavelength to UV 260 nm.

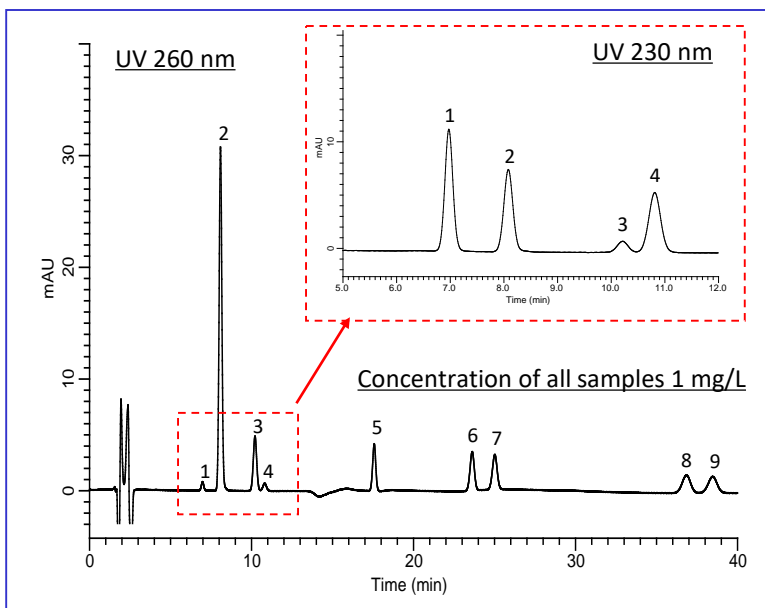


HPLC conditions

| | |
|---------------------------|---|
| System | : LC800 HPLC system |
| Column | : Inertsil ODS-4 HP (3 μm, 150 x 2.1 mm I.D.) |
| Eluent | : A) CH ₃ OH/H ₂ O/phosphate buffer* (pH 4.0). = 2/17/1, v/v/v B) 3 CHOH/H ₂ O/phosphate buffer (pH 4.0) = 14/5/1, v/v/v A/B = 50/50 - 2.3 min - 50/50 - 1.2 min - 0/100 - 1.5 min - 0/100 - 0.1 min - 50/50 - 3 min - 50/50 , v/v |
| Flow rate | : 0.5 mL/min |
| Column temperature | : 40 °C |
| Detected | : UV 230 nm (10 mm UV flow cell) |
| Injection volume | : 5 μL |
| | * 0.2 mol/L Phosphate Buffer: 27.0 g of KH ₂ PO ₄ was added to ultrapure water. Add phosphoric acid to pH 4.0. and make up to a total volume of 1000 mL |
| Analytical column | : Inertsil ODS-4 HP 3 μm, 150 x 2.1 mm I.D. Cat.No. 5020-14002 |

Example of analysis with citrate buffer

An example using citrate buffer is also shown in the concurrent analysis example. The separation time is relatively long, but it can be analyzed under these conditions.



HPLC conditions

- System** : GL-7400 HPLC system
- Guard column** : Cartridge guard column E
Inertsil ODS-4 (5 μ m, 10 x 4.0 mm I.D.)
- Column** : Inertsil ODS-4 (5 μ m, 150 x 4.6 mm I.D.)
- Eluent** : A) CH₃OH/CH₃CN/5 mM citrate buffer*
= 1/2/7, v/v/v
B) CH₃OH/CH₃CN/5 mM citrate buffer
= 5/4/11, v/v/v
A/B = 100/0 -10 min- 100/0 -5 min- 0/100
-22 min- 0/100, v/v
- Flow rate** : 1.0 mL/min
- Column temperature** : 40 °C
- Detected** : UV 230 nm, 260 nm
- Injection volume** : 20 μ L
- * 5 mM Citrate Acid Buffer: Add 7.0 g of citric acid monohydrate and 6.0 g of trisodium citrate dihydrate to ultrapure water and make up to a total volume of 1 L,
Dilute 10-fold before use.

GL Sciences disclaims any and all responsibility for any injury or damage which may be caused by this data directly or indirectly. We reserve the right to amend this information or data at any time and without any prior announcement.

GL Sciences, Inc. Japan

22-1 Nishishinjuku 6-Chome
Shinjuku-ku, Tokyo,
163-1130, Japan
Phone: +81-3-5323-6620
Fax: +81-3-5323-6621
Email: world@glsc.co.jp
Web: www.glsciences.com

GL Sciences B.V.

De Sleutel 9
5652 AS Eindhoven
The Netherlands
Phone: +31 (0)40 254 95 31
Email: info@glsciences.eu
Web: www.glsciences.eu

GL Sciences (ShangHai) Ltd.

Tower B, Room 2003,
Far East International Plaza,
NO,317 Xianxia Road,
Changning District.
Shanghai, China P.C. 200032
Phone: +86 (0)21-6278-2272
Email: contact@glsciences.com.cn
Web: www.glsciences.com.cn

GL Sciences, Inc. USA

4733 Torrance Blvd. Suite 255
Torrance, CA 90503
Phone: 310-265-4424
Fax: 310-265-4425
Email: info@glsciencesinc.com
Web: www.glsciencesinc.com

International Distributors

Visit our Website at www.glsciences.com/distributors