

Analytical methods for vitamins include microbiological assay and high-performance liquid chromatography (HPLC). Vitamin B12 analysis in food is usually performed by microbiological assay because its content correspond to just a few micrograms /100g, and a HPLC method won't be sufficiently sensitive and may also be affected by contaminants. However, microbiological assays require culture procedures and takes longer to obtain quantitative results than HPLC assays.

Here we discuss the analysis of vitamin B12 in powdered milk using the HPLC method with reference to the AOAC analysis method*. Large-volume injections using the HPLC method resolved the sensitivity-related problems, and the method was further refined by size-exclusion chromatography (SEC) and injection onto the analysis column using a heart-cut method, thereby reducing the impact of contamination and large-volume injections on peak shape.

(K. Kanno)

*Reference

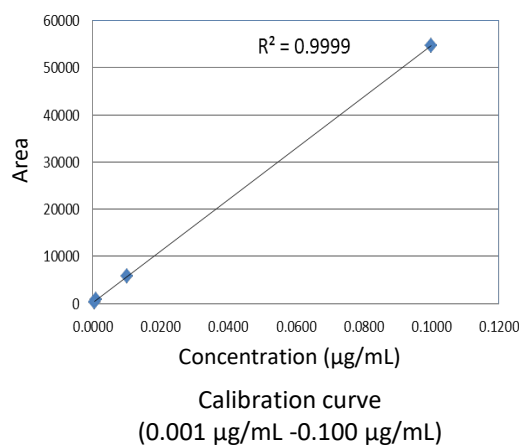
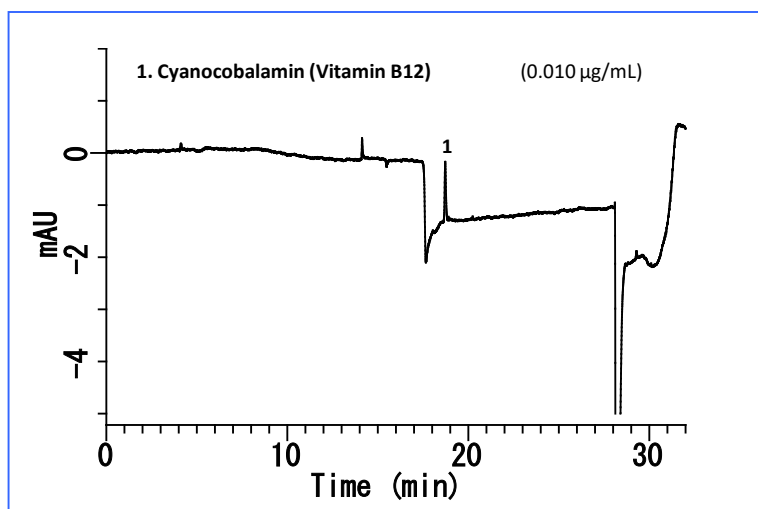
KAREN SCHIMPF, RENEE SPIEGEL, and LINDA THOMPSON

Determination of Vitamin B12 in Infant Formula and Adult Nutritionals by HPLC: First Action 2011.10

JOURNAL OF AOAC INTERNATIONAL VOL. 95, NO. 2, 2012

Example of Vitamin B12 Reference Standard Analysis

After a large volume of sample is injected onto an SEC column for purification, a selection valve is then switched using the timing of the elution of cyanocobalamin, and injected onto an ODS column using a heart-cut method. The use of a SEC column maintains peak shape and provides increased sensitivity even for large 2 mL injection volumes.



HPLC conditions

Columns

Analytical column : Inertsil ODS-4 (5 µm, 150 x 4.6 mm I.D.)

Pretreatment column : Inertsil Diol (5 µm, 250 x 7.6 mm I.D.)

Temperature : 40 °C

Detector : VIS 550 nm

Injection volume : 2.0 mL

Flow rate

Main column : 1.0 mL/min

Pretreatment column : 1.0 mL/min

• Example of valve switching timing

0-7 minutes position 0

7-11 minute position 1

Position 0 for 11-32 minutes

*The valve switching timing must be adjusted for each pretreatment column.

Mobile phase

Pretreatment column : 2.5 v/v acetonitrile in water

Analytical column : A) Triethylamine-formic acid buffer/acetonitrile = 100/0, v/v

B) Triethylamine-formic acid buffer/acetonitrile = 75/25, v/v

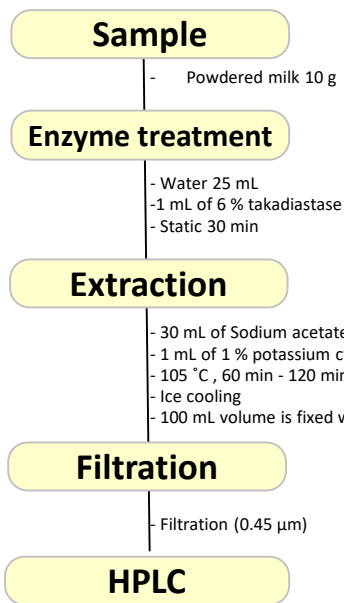
C) Triethylamine-formic acid buffer/acetonitrile = 25/75, v/v

Triethylamine-formic acid buffer:

4.0 mL of triethylamine was added to 1.0 L of water and adjusted to pH 5.0 with formic acid.

Time [min]	A %	B %	C %
0.0	90	10	0
14.5	90	10	0
14.6	41	59	0
26.0	41	59	0
26.1	0	10	90
28.0	0	10	90
28.1	90	10	0
32.0	90	10	0

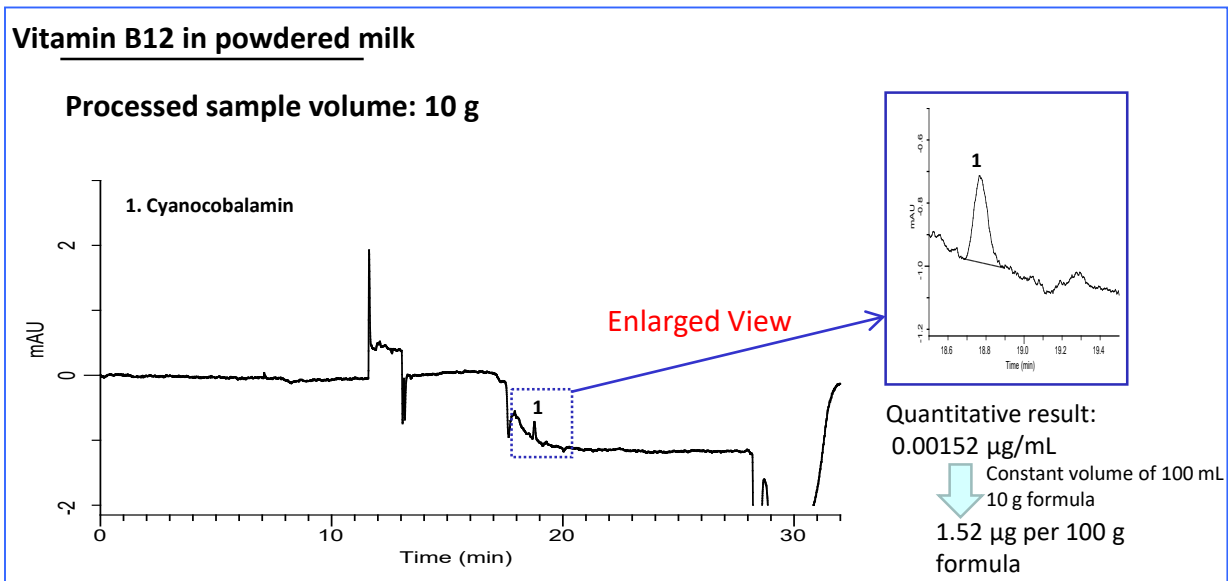
Example of vitamin B12 pretreatment in feeds



*The AOAC method uses HPLC samples after solid-phase treatment, but this Technical Note uses filtered analytical samples without solid-phase treatment. Contact GL Sciences for solid-phase assays that conform to the AOAC method.

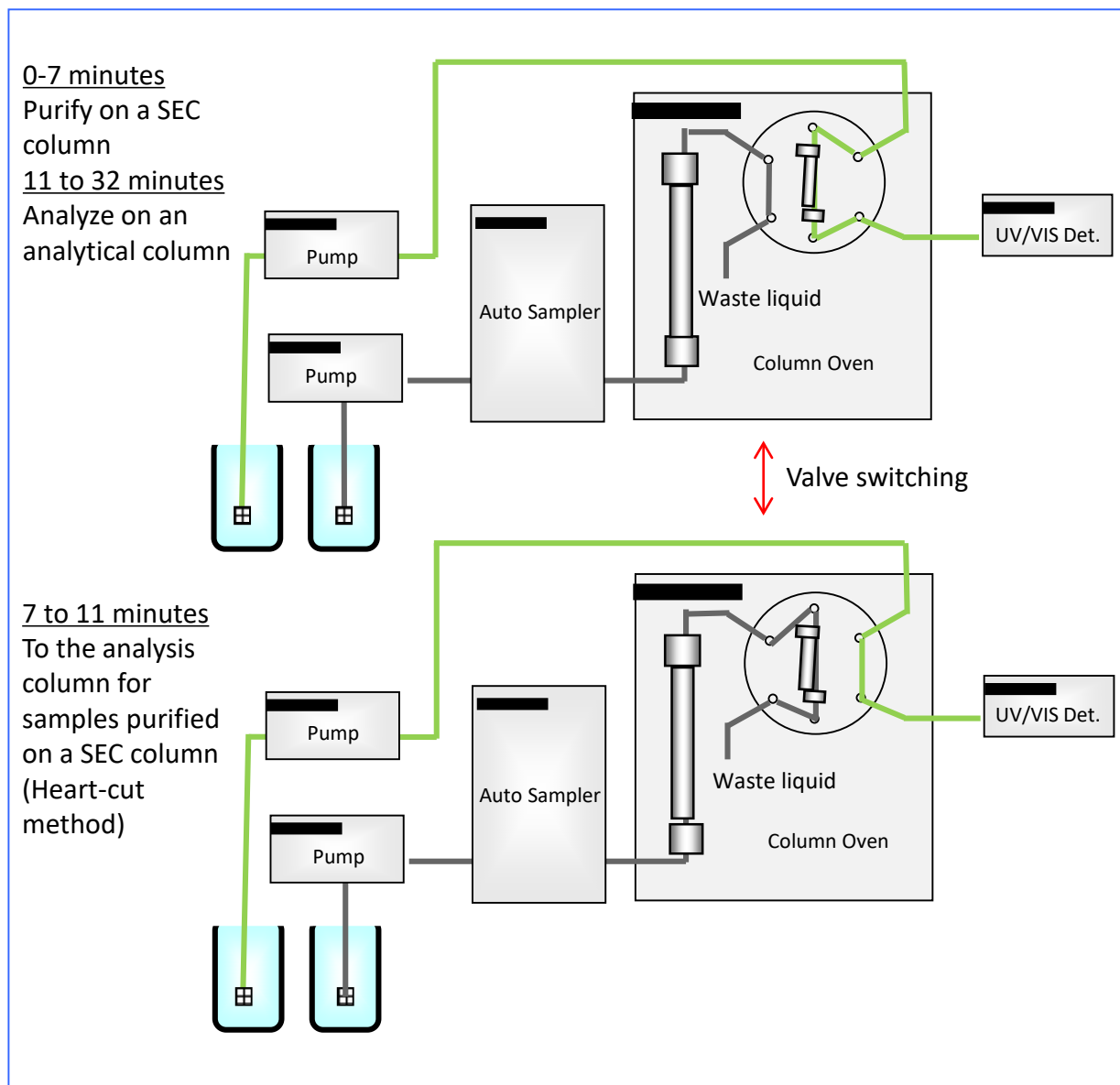
Example of real sample analysis

Commercial powdered milk containing 1.5 µg of vitamin B12 per 100 g were processed and analyzed in the aforementioned pretreatment flow.



Flow diagram

When the peak of vitamin B12 elutes from the SEC column between 7 to 11 minutes, the valve is switched and only the interval between the elution of the target compounds are injected onto the analysis column by a heart-cut method.



SEC column

Inertsil Diol

5 µm, 250 x 7.6 mm I.D. Cat.No. 5020-05666

Inertsil WP300 Diol

5 µm, 250 x 7.6 mm I.D. Cat.No. 5020-05988

Inertsil Diol

Columns for water-based and organic solvent-based SEC. The exclusion limit molecular weight is about 10,000, which is suitable for the separation of compounds with molecular weights of several hundred to thousands.

Inertsil WP300 Diol

Columns for water-based and organic solvent-based SEC. The exclusion limit is 100,000 and is suitable for the separation of compounds with molecular weights of thousands to tens of thousands.

Analytical column

Inertsil ODS-4

5 µm, 150 x 4.6 mm I.D. Cat.No. 5020-03945

Cap with vial/septum

4 mL screw vial (brown) set 13-425100 sets Cat.No. 1030-54061

Filter

GL Chromatodisk Water 25A 0.45 µm, 100 pieces

Cat.No. 5040-28512

GL Sciences disclaims any and all responsibility for any injury or damage which may be caused by this data directly or indirectly. We reserve the right to amend this information or data at any time and without any prior announcement.

GL Sciences, Inc. Japan

22-1 Nishishinjuku 6-Chome
Shinjuku-ku, Tokyo,
163-1130, Japan
Phone: +81-3-5323-6620
Fax: +81-3-5323-6621
Email: world@glsc.co.jp
Web: www.glsciences.com

GL Sciences B.V.

De Sleutel 9
5652 AS Eindhoven
The Netherlands
Phone: +31 (0)40 254 95 31
Email: info@glsciences.eu
Web: www.glsciences.eu

GL Sciences (ShangHai) Ltd.

Tower B, Room 2003,
Far East International Plaza,
NO,317 Xianxia Road,
Changning District.
Shanghai, China P.C. 200032
Phone: +86 (0)21-6278-2272
Email: contact@glsciences.com.cn
Web: www.glsciences.com.cn

GL Sciences, Inc. USA

4733 Torrance Blvd. Suite 255
Torrance, CA 90503
Phone: 310-265-4424
Fax: 310-265-4425
Email: info@glsciencesinc.com
Web: www.glsciencesinc.com

International Distributors

Visit our Website at www.glsciences.com/distributors