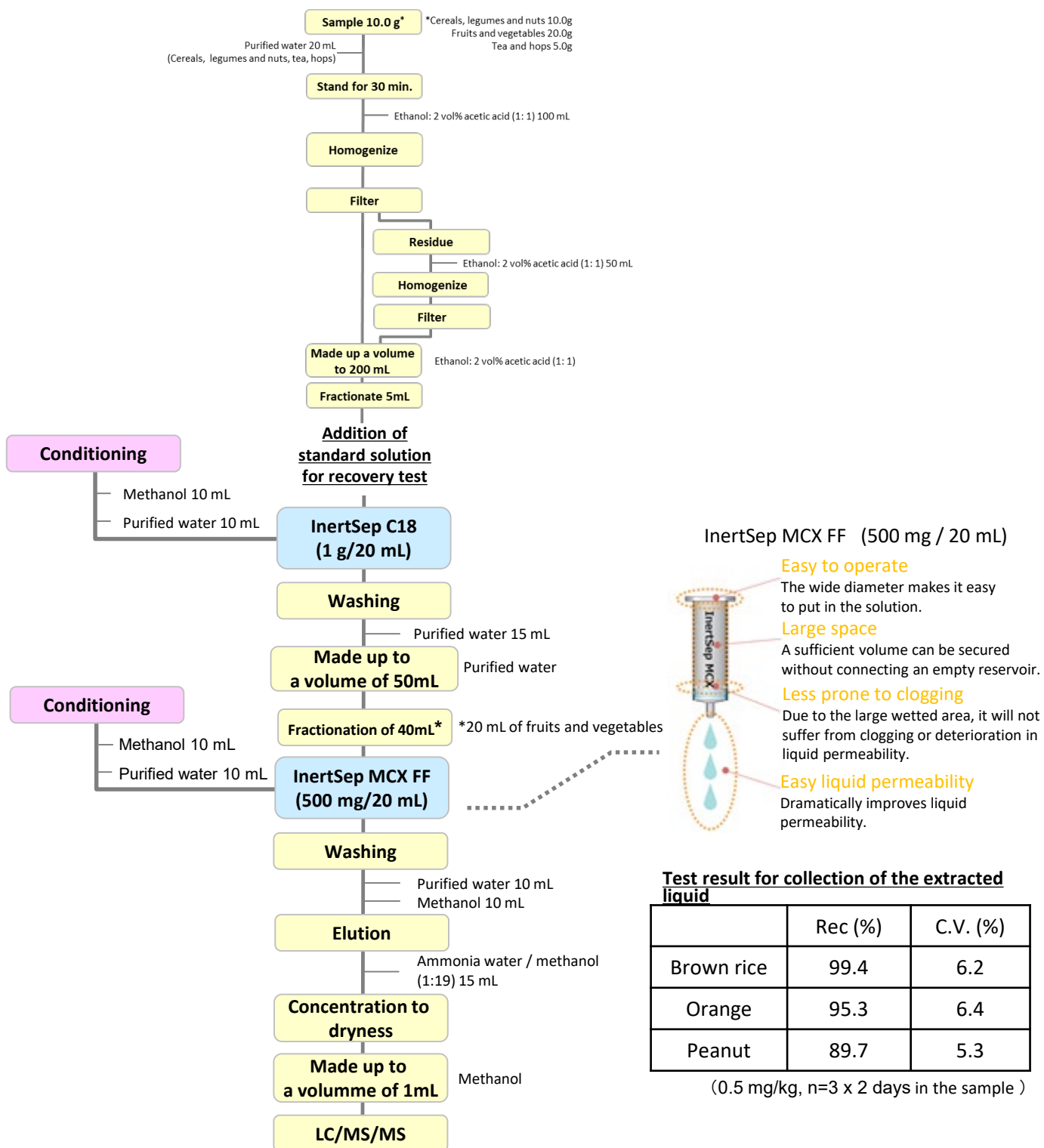


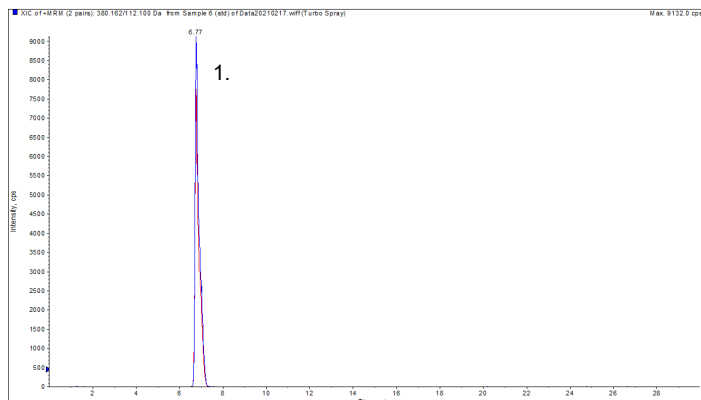
Kasugamycin is widely used as an agricultural fungicide. In this study, kasugamycin added to "brown rice", "orange", and "peanut" extracts was extracted and purified using a mixed-mode polymer solid-phase (InertSep MCX FF) with reference to a method complied with the notification test method of the Ministry of Health, Labor and Welfare. Analysed by LC / MS / MS.

1. Flow Chart of Solid Phase Pretreatment



2. Measurement Conditions

Example for measurement of standard solution



HPLC conditions

Column : InertSustain Amide (5 μm, 150 x 2.1 mm I.D.)

Eluent : A) 0.1 % HCOOH in H₂O
B) CH₃CN

Time (min)	A%	B%
0.0	20	80
5.0	50	50
15.0	50	50

Flow rate : 0.3 mL/min

Column temperature : 40 °C

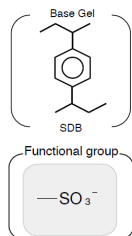
Detection : LC-MS/MS
(4000QTRAP: ESI, Positive, SRM)

Injection Vol. : 5 μL

Sample : 1.kasugamycin Q1/Q3=380/112 (Quantitation ions)
380/200 (Reference ions)
(100 μg/L)

3. Related Products

【InertSep MCX FF】

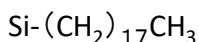


Average particle size : 70 μm
Surface area : 480 m²/g
Pore volume : 1.1 mL/g
Pore size : 9 nm
pH range : 1~14

InertSep MCX FF is a styrene-divinylbenzene polymer (SDB) solid phase modified with a strong cation exchange group. By exerting both a reverse-phase and cation exchange action, basic compounds can be strongly retained. It is extremely effective for the separation of acidic and neutral contaminants. Since the particle size is as large as 70 μm, it is ideal for biological sample extracts.

Description	Column size	Q'ty /pkg	Cat.No.
InertSep MCX FF	500 mg/20 mL	20 pcs	5010-62704

【InertSep C18】



InertSep C18 is a solid-phase with a non-polar interaction in which octadecyl groups are chemically bonded to silica gel. An advanced end-capping process suppresses the cation exchange interaction of the free silanol groups, resulting in less adsorption of basic compounds. Suitable as a clean-up solid-phase for degreasing in the simultaneous test method for residual pesticides.

Description	Column size	Q'ty /pkg	Cat.No.
InertSep C18	1 g/20 mL	20 pcs	5010-61014

GL Sciences disclaims any and all responsibility for any injury or damage which may be caused by this data directly or indirectly. We reserve the right to amend this information or data at any time and without any prior announcement.

GL Sciences Inc. Japan

22-1 Nishishinjuku 6-chome
Shinjuku-ku, Tokyo
163-1130, Japan

Phone: +81-3-5323-6620
Fax: +81-3-5323-6621
Email: world@glsc.co.jp
Web: www.glsciences.com

GL Sciences Inc. USA

4733 Torrance Blvd. Suite 255
Torrance, CA 90503
USA

Phone: +1-310-265-4424
Fax: +1-310-265-4425
Email: info@glsciencesinc.com
Web: www.glsciencesinc.com

GL Sciences B.V.

Dillenburgstraat 7C
5652AM, Eindhoven
The Netherlands

Phone: +31-40-254-9531
Email: info@glsciences.eu
Web: www.glsciences.eu

GL Sciences (Shanghai) Limited

Tower B, Room 2003
Far East International Plaza
No.317 Xianxia Road, Changning District
Shanghai, China 200051

Phone: +86-21-62782272
Email: contact@glsciences.com.cn
Web: www.glsciences.com.cn



International Distributors

Visit our Website at www.glsciences.com/distributors